

RESIDENTIAL DECK - PERMIT APPLICATION CHECKLIST

Applicant's Name: _____

Project Street Address: _____

Please fill in all requested information and checkboxes to ensure a proper building code assessment can be completed prior to issuing a building permit.

SITE PLAN:

Please provide a site plan for this project showing your proposed Deck. It is recommended that your proposal be drawn on **photocopied Real Property Report** or Surveyor's Certificate. Do not use your 'only copy' of these documents as the municipality is not responsible for lost or damaged reports.

The **SITE PLAN** should include the following:

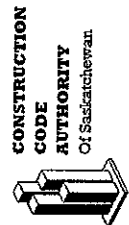
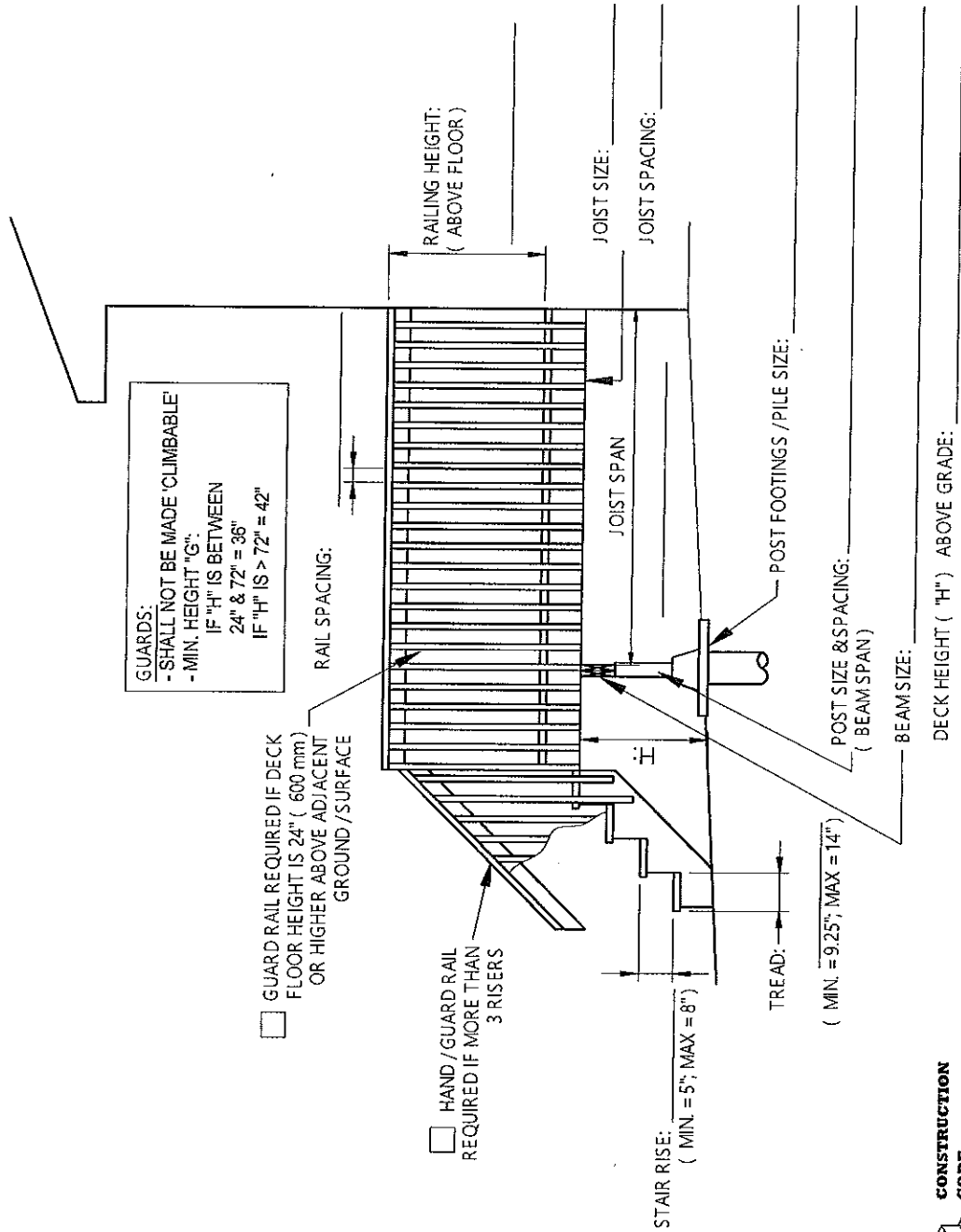
- Size and location of proposed deck.
- Distance to all property lines.
- Dimensions of deck.
- Location of steps & railings.
- All other existing buildings.

Site Plan Attached

GUARDS:
 - SHALL NOT BE MADE 'CLIMBABLE'
 - MIN. HEIGHT "G":
 IF "H" IS BETWEEN
 24" & 72" = 36"
 IF "H" IS > 72" = 42"

GUARD RAIL REQUIRED IF DECK FLOOR HEIGHT IS 24" (600 mm) OR HIGHER ABOVE ADJACENT GROUND / SURFACE

HAND / GUARD RAIL REQUIRED IF MORE THAN 3 RISERS



DECK DEVELOPMENT CHECKLIST, PAGE 2
CODE ARTICLES

Article	Description
NBCC 2015	The following NBCC Article descriptions are summaries of the articles and sentences, not the actual NBCC 2015 code article.
9.3.2.9.	Structural wood framing members shall be pressure-treated to resist decay where the vertical clearance between the framing members and the ground is less than 150 mm (6").
9.8.7.1.	A handrail is required for exterior steps with more than 3 risers. The handrail height is to be between 865 mm (34") and 965 mm (38") high.
9.8.8.	Guard rails are required around decks & landings where the surface is more than 600 mm (24") higher than the adjacent ground. Guard rails are required to be minimum 900 mm high (36"), and 1070 mm (42") high where the surface is more than 1800 mm (72") above the adjacent ground. 900 mm (36") high guard rails (measured vertically from a line drawn through the stair nosings) are required on flights of steps where the tread height is more than 600 mm (24") above the adjacent ground. Openings through any guard shall be of a size that will prevent the passage of a spherical object having a diameter of 100 mm (4"). Where decks are more than 4.2 m (13'-9"), guards are to be constructed so that they will not facilitate climbing, where all elements protruding from the vertical and located within the area between 140 mm and 900 mm above the floor or walking surface protected by the <i>guard</i> conform to at least one of the following Clauses: a) they are located more than 450 mm horizontally and vertically from each other, b) they provide not more than 15 mm horizontal offset, c) they do not provide a toe-space more than 45 mm horizontally and 20 mm vertically, or d) they present more than a 2-in-1 slope on the offset.
9.17.2.2.	The wood posts are required to be laterally supported if the distance from finished ground to the underside of the joists is more than 600 mm (24"). Toe-nailing beams to posts is not considered adequate lateral support. Provide mechanical connections that will provide lateral support, or lateral bracing (i.e. knee bracing) connecting the posts to the deck frame.
9.17.2.2.	Where the distance from grade to the underside of the deck joists is more than 2 m (6'), then posts supporting the deck beam shall be minimum 6x6, or 3-ply 2x6 built-up columns. 4x4 posts are not permitted. Decks where the distance from grade to the underside of the deck joists is more than 2 m (6') shall be supported on concrete piles, minimum 10" diameter x 10' deep c/w Sonotube and re-bar, and adequate means of securing the post to the piles.
9.23.1.1.	The maximum spacing for stair stringers is 30" o.c.
9.23.4.2.	The maximum span (distance between posts) for a 2 ply 2x10 beam is 9'-4". The maximum span (distance between posts) for a 2 ply 2x8 beam is 7'-8". Other beam spans are to be designed in accordance with Sentence 9.23.4.2. of the NBCC 2010, or the Canadian Wood Council's "Span Book".
9.23.9.4.	The joists are required to be blocked, strapped, or cross-bridged at mid-span.
9.23.9.9.	The maximum length of the joist cantilever past the beam is 600 mm (24") for 2x8 joists, and 750 mm (30") for 2x10 joists.



A: 2x _____ Rafters @ _____ o.c.

Roofing: _____

Strapping: _____ @ _____ o.c.

B: Roof Beam: _____ ply 2x _____, or

LVL / LSL Beam: _____

C: Columns: _____

(i.e. 6x6 post, 3-ply 2x6, rough sawn timber)

Spacing / Beam Span: _____

D: 2x _____ joists @ _____ o.c.

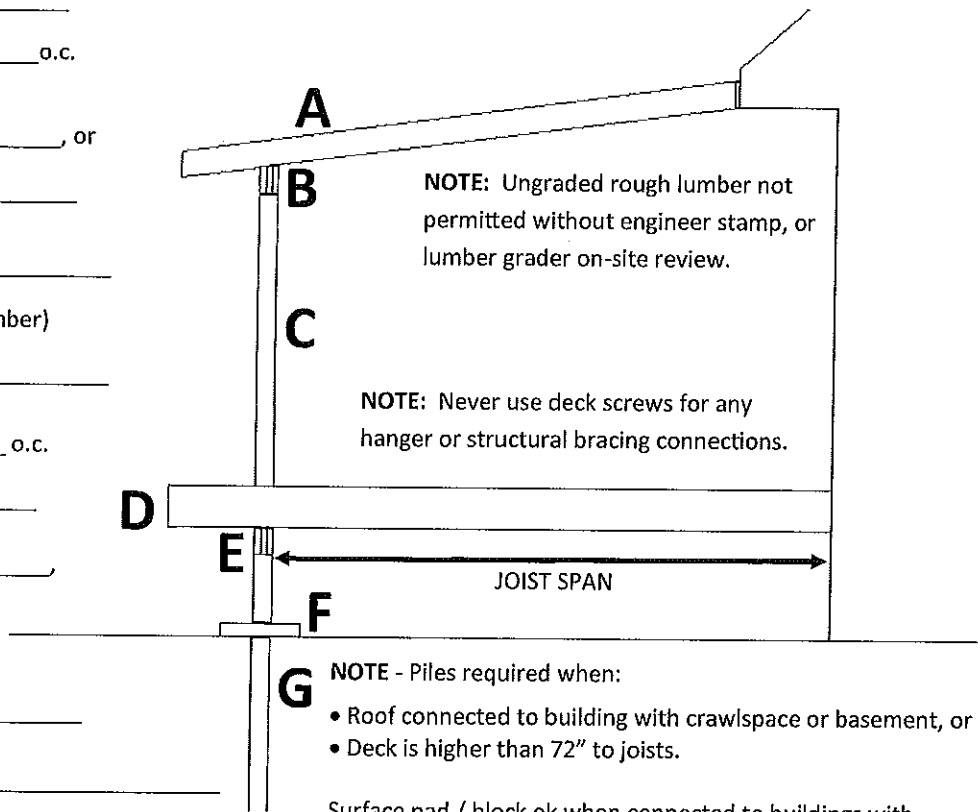
Span: _____

E: Deck Beam: _____ ply 2x _____

F: Deck footings / deck blocks: _____


G: Piles (where applicable): _____

Don't forget to include the Permit Application form and a Site Plan!



Rafter Span Table

Rafter Size:	2x4		2x6		2x8		2x10	
Spacing:	16"	24"	16"	24"	16"	24"	16"	24"
Allowable Span	7-4	6-5	11-7	10-1	15-3	12-9	19-1	15-7

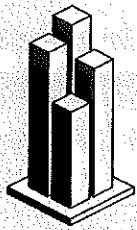


See BCB-009—Built-Up Wood Beams For splices and nailing requirements.

See BCB-008—Deck Construction For deck framing requirements and Frequently Asked Questions..

If permit application is for deck as well as roof, fill out:

21-WS-008—Decks FIB and include with permit application.



**CONSTRUCTION
CODE
AUTHORITY**
Of Saskatchewan

Building Standards Bulletin

21-BCB-008
February 2021

Deck Construction Info

This is not intended to be explicit "How To" construction advice. Providing building code services does not permit BuildTECH to 'design' projects for owners. If you require additional information, or you are unsure of or confused by the information provided, please consult with a qualified contractor for all details concerning construction of a deck. Material suppliers can also be good sources of information regarding construction of decks.

Deck FAQ:

Q: Do I need to use piles or will surface deck blocks be adequate?

A: Deck foundations are not specifically prescribed in the building code. And although there could be noticeable deck movement from frost, typically, surface mounted deck foundation systems like "deck blocks" or concrete pads have been proven to function as adequate foundations for decks. However, as decks get higher off the ground or support additional loads from a roof, the movement can become more noticeable, and be more of a structural concern.

When the height measured from ground to the underside of the joists is more than 72" (1800mm) or a roof is being supported, concrete piles or screw piles are required, and posts shall be at least 6"x6" or 3-ply 2"x6" – no 4"x4" posts.

Lateral bracing is very important as well; lateral bracing could be met with proper knee bracing or an appropriate mechanical connection bracket. Toe-nailing is not adequate lateral support.

Q: How should my ledger be attached to the house rim joist?

A: Generally speaking, 4 x 3-1/2" nails installed every joist space will support the ledger board, or 1/2" lag or through bolts installed @16" o.c. alternating stagger at 2" from top and 2" from bottom. If you have an insulated rim joist you will need to reference the manufacturer's literature on how to properly attach a deck.

Q: How big does my beam need to be? How many posts do I need? What size joists do I need?

A: There are many variables that determine the size and spacing of deck frame components. Attached are tables showing the distance a beam or joist can span between supports. Please refer to these when designing your deck.

Q: Can I use deck screws to mount my joist hangers and deck brackets?

A: No. They do not provide adequate shear strength. Hangers are designed to be secured with high-shear hanger nails or structural screws.

Q: How high does my guard rail need to be on my deck?

A: The height of guardrails is dependent on the height of the deck, measured between the deck surface and the adjacent ground level. If the distance is between $\geq 24"$ (600mm) and $\leq 72"$ (1800mm) the height of the guardrail is required to be at least 36" (900mm) high, and if it is $\geq 72"$ (1800mm) the guardrail is required to be 42" (1060mm) high.

Q: When do I need a handrail on my steps? When do I need a guardrail on my steps?

A: A handrail is required when there are **more than 3 risers**, and a guardrail is required when the tread height is more than 24" (600mm) above the adjacent ground.

Q: What dimensions do I need for my steps?

A: The dimension of the riser must be between 5" and 7-7/8", while the dimension of the tread must be between 10" and 14". All steps must have uniform rise and uniform run. Pre-fabricated metal stringers may not always fit properly, and often they are installed with a top and/or bottom riser that does not match the riser heights.

 **BuildTECH**
Consulting & Inspections Inc.

*"Making buildings a safer place to live, work
and play"*



CCA

MARTESVILLE—NORTH BATTLEFORD—JANSEN—HAGUE—SWIFT CURRENT